

Register Your Warranty
 The Quantum Step is offered with a one year warranty against manufacturer defects. Register your warranty within 30 days after receipt of the product.
 You may register your product by going online to www.LittleGiantLadders.com/register or by completely filling out the warranty card and mailing it in.



WARNING: QUANTUM STEP MUST BE ADJUSTED FOR USE BEFORE CLIMBING THE LADDER.
WARNING: LADDERS AND HEIGHTS ARE INHERENTLY DANGEROUS, HEED ALL WARNINGS ON THIS AND OTHER LADDER SAFETY INSTRUCTIONS.

1. Inspect upon receipt and before each use. Never use if damaged, bent, or broken.
2. Make sure nuts and bolts are tight before using.
3. Make sure the Quantum Step is extended and both the Rapid Locks are engaged before use.
4. Never lay tools on the Quantum Step when used as a standing platform.
5. Never reach down to adjust or contact Quantum Step while standing on it.
6. Never use the Quantum Step if standing surface becomes slick from water, ice, snow or any other substances.
7. Heed all other warnings found on the ladder and safety instructions.
8. Do not exceed the duty rating of the ladder. Never exceed 300 LBS (136kg) max capacity.

GENERAL OPERATION SAFETY TIPS



Never use the Quantum Step in the outside position on the bottom rung.


GETTING TO KNOW YOUR QUANTUM STEP

The Little Giant Quantum Step is a Multi-Use platform made up of three major components: one anodized platform and two spreader arm assemblies that telescope over the inner section. The inner and outer assemblies work together with the Rapid Locks to adjust the Quantum Step into different lengths and positions, including:



1. Inside Standing Position
2. Outside Standing Position

Anodized Step Platform



CLIMB ON

QUANTUM STEP

USER INSTRUCTIONS

Type IA 300 lbs Max Rating

The Quantum™ Step, exclusive to the Little Giant Quantum ladder system- is the next step in versatility!™ The Quantum Step is an adjustable platform offering convenience, comfort, and safety. The step acts as a tray for a paint bucket or tools or as a sturdy, comfortable standing platform. The Quantum Step is rated to hold up to 300 pounds and has 120 square inches of surface area. The Step includes our exclusive Rapid Locks™, anodized platform and adjustable spreader arms.

Please **don't ignore** the instructions, **study them!** Make the most of your Little Giant Quantum Step by learning how to use it safely. If you have any questions about how to operate the Quantum Step please search our safety resources on the web, or contact us before using the step. We value our customers and we're happy to help.

Little Giant Ladders

@RealLittleGiant

LittleGiantLadderSystems

LittleGiantLadderSystems

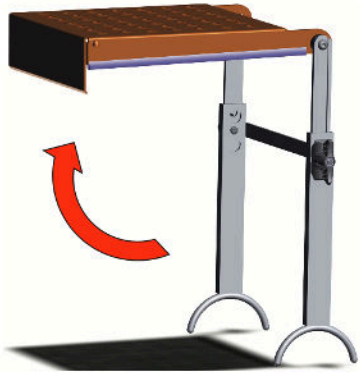
QUANTUM STEP

STEP OPERATION

STORAGE





OPEN FOR OUTSIDE USE



OUTSIDE POSITION



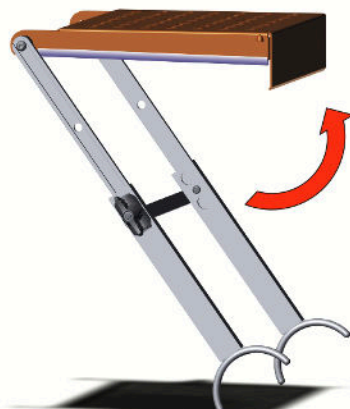
UNLOCK RAPID LOCKS TO ADJUST



LOCK RAPID LOCKS TO SECURE



OPEN FOR INSIDE USE



INSIDE POSITION



STORAGE ON THE LADDER



Quantum Step used on the Inside of Ladder



In stepladder position with AirDeck Safety Handrail in place, do not stand or climb above the second rung from the top of the ladder.

In stepladder position without AirDeck Safety Handrail in place, do not stand or climb above the third rung from the top of the ladder.

Quantum Step used on the Outside of Ladder



In the stepladder position with AirDeck Safety Handrail in place, do not stand or climb above the third rung from the top of the ladder.

In stepladder position without AirDeck Safety Handrail in place, do not stand or climb step above the fourth rung from the top of the ladder.



In extension position do not use step above the third rung down from the top ladder.



In the extension position do not stand above the fourth rung down from the top of the ladder.